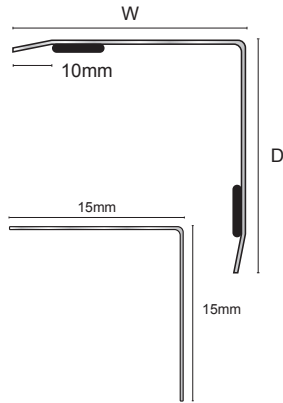



EAS

Product Datasheet 8.18



Stainless Steel Retro Fit Corner Protector. Self Adhesive

84 Stainless Steel 102 Brushed Stainless Steel



Product Description

Genesis EAS is a Stainless Steel profile designed to protect the edge of a wall surface. The profile is a right angle design with tapered edges. Perfect for heavy traffic areas where wall corners are exposed to potential damage. Also perfect in areas where a high degree of hygiene is required. Genesis Stainless Steel profiles in finish 84 are supplied polished with a clear transparent film for added protection, before, during and after application - as standard..

Dimensions

Available in 1.5m and 2.5m lengths and 15mm x 15mm 30mm x 30mm and 50mm x 50mm widths.

Maintenance

Advanced Cleaning for Stainless Steel Discoloration.

Tarnish or Water Stains:

The first stage of corrosion is completely on the surface and is easily removed by most commercial metal polishes. Discoloration will be greater at indoor facilities due to the chlorine vapor trapped in an inside environment.

Lightning Rusting:

Rust is visible at this stage but little or no pitting has yet occurred. A stronger cleaning agent, such as Simichrome Polish, is required.

Heavy Rusting:

A deep coat of rust with surface pitting can develop if corrosion has been left unchecked for a long time. For advanced corrosion naval jelly is recommended.

Surface Restoration:

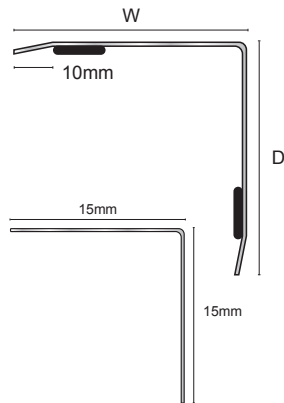
To remove or reduce pitting damage caused by corrosion has been left unchecked for a long time. Scotchbrite works well for this purpose. Work only in the direction of the existing grain and never use steel wool.

Installation

1. Select EAS width according to the desired effect either 15mm x 15mm, 30mm x 30mm or 50mm x 50mm.
2. Prepare the surface by cleaning and ensuring that it is free from dirt.
3. Secure into place with a contact adhesive, the self adhesive tape will hold the profil in position during the curing process.
4. Wipe clean and leave.

EAS

Product Datasheet 8.18



General Cleaning and Maintenance

General Cleaning and Maintenance Suggestion for Stainless Steel

DO NOT:

Do not use steel wool or sandpaper, or mineral acids, bleaches or chlorine cleansers.

Do not add chlorine to your pool right next to your stainless steel. Add it as far away as possible.

Do not store stainless steel in a closed area underneath steel beams to avoid corrosive condensation from dripping onto the equipment and leaving brown spots.

Do not store stainless steel where it will attract and retain moisture or airborne contaminants and do not store equipment in the same areas as chlorine.

DO:

Rinse off stainless steel when exposed to Chlorine frequently with fresh water to wash away accumulated chemicals such as chlorine and wipe dry with a clean cloth. Especially try to clean immediately after use around chlorides (chlorine powder, seawater, etc.)

Clean frequently with a cleaner and water. Any cleaner that is safe for glass is usually safe for stainless steel.

Inspect frequently, if you notice discoloration, tarnish or water stains, increase the frequency of your fresh water rinses to reduce accumulated chemicals.

Remove any rust spots as soon as possible to prevent irreversible pitting.

Occasionally clean with borax, soda ash, or a non-abrasive commercial cleanser and water.

Stubborn Stains may be removed with a magnesium oxide, ammonia and water paste.

Consider the following periodic cleaning program:

- 1 can of powered cleanser
- 1 Scotchbrite pad
- 1 spray bottle cleaner
- 1 paste automotive wax

Directions:

Wet cleaning pad with fresh water (do not use pool water) and apply powered cleanser. Using gentle pressure, rub stained areas in the same direction of the existing polishing grain until stains are removed. Rinse with clean water. Use cleaner de-greaser to remove any stains. Thoroughly dry the stainless then apply wax. Let wax dry to a haze and buff to a shine with a clean dry cloth. Automotive waxes will provide added beauty and protection for your equipment.

Technical Details

Stainless Steel is a corrosion resistant chromium/ nickel alloy steel that is strong and durable with excellent lustre. However, it is not rustproof, particularly in the harsh environment of a swimming pool. Chlorine and bromine used for sanitization are highly caustic chemicals for stainless steel and heat and humidity enhance the corrosiveness of these chemicals. Regular cleaning is the best way to prevent corrosion and add to the service life for your profiles and any other stainless steel equipment. The goal of your cleaning and maintenance program should be to keep the stainless steels protective Chromium oxide layer intact. This is what prevents corrosion. Varying Stages of contamination.

Stainless Steel AISI 304 / DIN1.4301 Surface BA1

| | |
|-----|---------|
| C% | 0.2-0.6 |
| Mn% | 2.0 |
| Si% | 0.1 |
| P% | 0.75 |
| S% | 0.045 |
| Cr% | 0.03 |
| Ni% | 18-20 |
| N% | 10.5 |

Stainless Steel AISI 430 / DIN 1.4016 Surface BA1

| | |
|------|----------|
| C% | 0.0-0.08 |
| Mn % | 0.0-1.00 |
| Si % | 0.0-1.00 |
| P % | 0.0-0.04 |
| S% | 0.0-0.02 |
| Cr % | 16-18.00 |
| Fe% | Balance |

+44 (0)1642 713000 info@genesis-gs.com
www.genesis-gs.com

 **Genesis**
For the Perfect Finish